










Mounting Accessories	Item Number	Notes
<p>3 LED Flat Mounting Bracket</p>  <p>.66" W .6" H 6.9" L</p>	<p>15717 SS</p>	<p>Brackets mount to parallel surfaces and hold fixture in place. For use in hardscape installations where the masonry plate cannot be used or in non-hardscape applications where there is no, or an inadequate, overhang surface area. Mounting hardware included.</p>
<p>6 LED Flat Mounting Bracket</p>  <p>.66" W .6" H 12.9" L</p>	<p>15718 SS</p>	<p>Brackets mount to parallel surfaces and hold fixture in place. For use in hardscape installations where the masonry plate cannot be used or in non-hardscape applications where there is no, or an inadequate, overhang surface area. Mounting hardware included.</p>
<p>9 LED Flat Mounting Bracket</p>  <p>.66" W .6" H 18.9" L</p>	<p>15719 SS</p>	<p>Brackets mount to parallel surfaces and hold fixture in place. For use in hardscape installations where the masonry plate cannot be used or in non-hardscape applications where there is no, or an inadequate, overhang surface area. Mounting hardware included.</p>
<p>Gutter Mount</p>  <p>2.75" W .75" H 4" L</p>	<p>15489 CBR</p>	<p>Surface mount accessory sits cleanly above a gutter for second story or dormer lighting. Mounting hardware included.</p>
<p>3" Round Mounting Base</p> 	<p>15493 CBR</p>	<p>Simple mounting base for a variety of surfaces. Mounting hardware included.</p>
<p>Male/Female Riser</p> 	<p>3" 15509 CBR 6" 15510 CBR 12" 15511 CBR 18" 15512 CBR 24" 15513 CBR</p>	<p>Dual male and female stems give you height where you need upward extension. No couplers needed.</p>
<p>90° Elbow</p>  <p>.5" W .5" H 2.75" L</p>	<p>15514 CBR</p>	<p>Creates a 90 degree angle which can be used for area or path lighting with an accent light.</p>
<p>Two Fixture Mount</p>  <p>2" W 1" H 2" L</p>	<p>15515 CBR</p>	<p>Two fixture mount allows for up and down lighting, dual fixture sign or wall applications, or area lighting.</p>
<p>Tree Bracket</p>  <p>1.5" W 1.25" H 6" L</p>	<p>15516 CBR</p>	<p>Inexpensive mounting solution for tree or surface mounting applications.</p>